

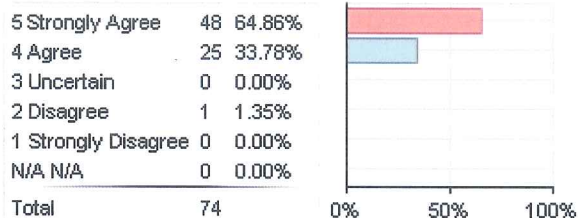
Fall 2016 - Course Evaluation Report for PSYC226001_2017F_DEVELOPMENTAL PSYCHOLOGY - Karina Hamamouche

Response Table

Fall 2016	
Raters	Students
Responded	74
Invited	79
Response Ratio	93.67%

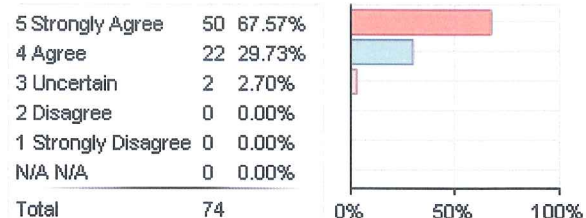
Course Related Questions for PSYC226001_2017F_DEVELOPMENTAL PSYCHOLOGY- Distribution of Responses

1. The course was well organized.



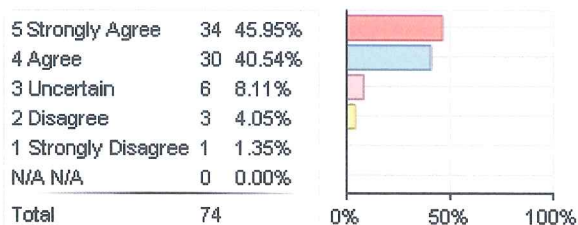
Statistics	Value
Mean	4.62
Median	5.00
Mode	5
Standard Deviation	0.57

2. The course generally followed the syllabus.



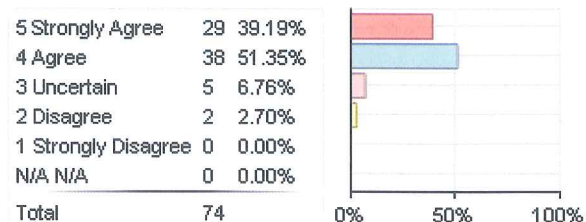
Statistics	Value
Mean	4.65
Median	5.00
Mode	5
Standard Deviation	0.53

3. Class attendance was necessary for learning course material.



Statistics	Value
Mean	4.26
Median	4.00
Mode	5
Standard Deviation	0.88


4. The course was intellectually challenging.



Statistics	Value
Mean	4.27
Median	4.00
Mode	4
Standard Deviation	0.71

Course Related Questions for PSYC226001_2017F_DEVELOPMENTAL PSYCHOLOGY- Distribution of Responses (continued)

Compared to similar courses (ie core, major, etc), this course required:



Statistics	Value
Mean	3.51
Median	3.00
Mode	3
Standard Deviation	0.62

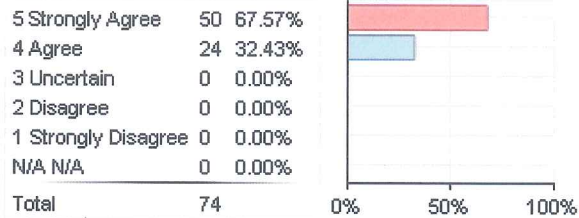
How would you rate this course overall?



Statistics	Value
Mean	3.76
Median	4.00
Mode	4
Standard Deviation	0.86

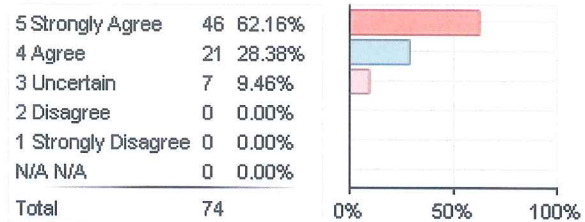
Instructor Questions for (Karina Hamamouche)- Distribution of Responses

1. The instructor was prepared.



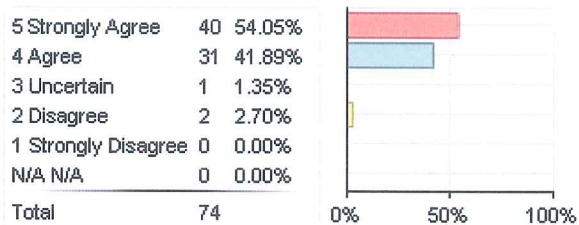
Statistics	Value
Mean	4.68
Median	5.00
Mode	5
Standard Deviation	0.47

2. The instructor was available for help outside of class.



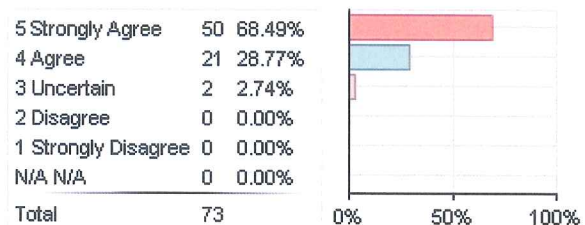
Statistics	Value
Mean	4.53
Median	5.00
Mode	5
Standard Deviation	0.67

3. The instructor returned assignments/tests conscientiously.



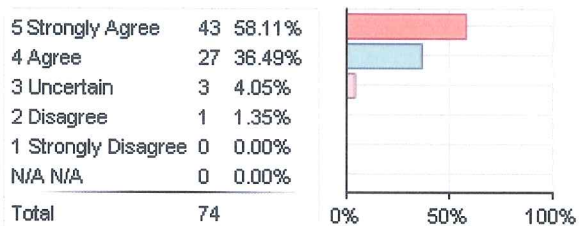
Statistics	Value
Mean	4.47
Median	5.00
Mode	5
Standard Deviation	0.67

4. The instructor showed enthusiasm about the subject matter.



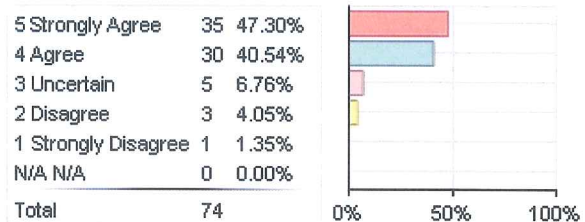
Statistics	Value
Mean	4.66
Median	5.00
Mode	5
Standard Deviation	0.53

5. The instructor stimulated interest in the subject matter.



Statistics	Value
Mean	4.51
Median	5.00
Mode	5
Standard Deviation	0.65

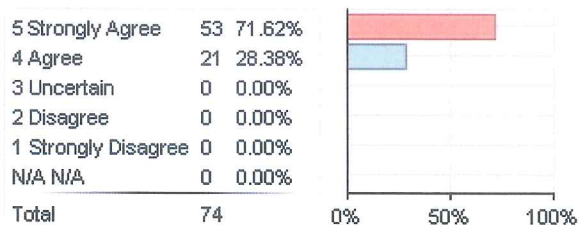
6. The instructor's explanations were clear.



Statistics	Value
Mean	4.28
Median	4.00
Mode	5
Standard Deviation	0.87

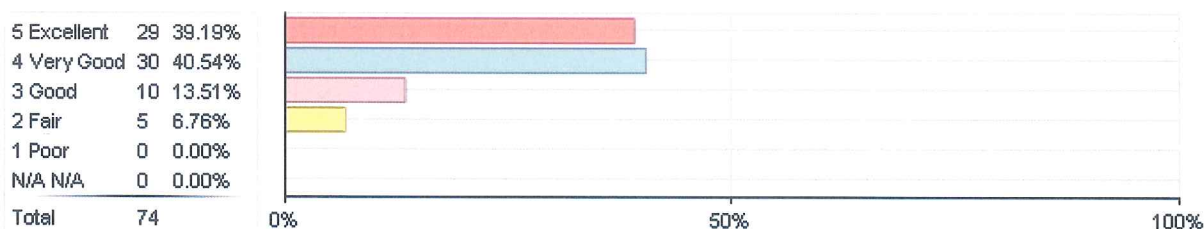
Instructor Questions for (Karina Hamamouche)- Distribution of Responses (continued)

7. The instructor treated students with respect.



Statistics	Value
Mean	4.72
Median	5.00
Mode	5
Standard Deviation	0.45

How would you rate this instructor overall as a teacher?



Statistics	Value
Mean	4.12
Median	4.00
Mode	4
Standard Deviation	0.89